



Miss Best

Miss Baber

Our Week

Daily Curriculum


- English and Maths - Everyday
- Guided Reading: Mon – Thursday
- Grammar focused lesson – Friday morning
- After Lunch Number club that will include multiplication or arithmetic practice.

Afternoon Curriculum

- R.E
- Science computing and Design Technology
- Expressive Arts – Art, French, Music and Drama
- History and Geography
- Wellbeing including P.E (Monday afternoon)

English

- Every term we study a different book and this half term our book is “Romeo and Juliet.”
- This year we are studying a variety of different books that explore different concepts and genre.
- English lessons will be very grammar focused, with standards within writing increasing as the year progresses.
- Guided reading.



Year 6 Grammar Terms

- Simple Past Tense
 - Usually ends in –ed e.g. played, cooked, stared.
 - Except for irregular verbs ran, said, spoke etc. that need to be learned
- Past progressive: (instead of simple past – I worked) action was happening.
 - I was working
 - You were working
 - He/she was working etc.
- Modal Verbs - Modal verbs add meaning to the main verb . You cannot make a modal verb plural. Some common modal verbs are
 - Will
 - Shall
 - Should
 - Could
 - Can
 - Must
- Parenthesis – is used to add extra detail to a sentence which is already grammatically correct without it. We can use **brackets ()**, **dashes –** or **commas ,** to separate the parenthetical information from the rest.
 - Mr Bowen (**my teacher**) works in Year 5.
 - The product of four and nine - **36** - is a square number.
 - Michael, **who sits next to me**, is brilliant at Art.

Year 6 Grammar Terms

- Relative Clause – Is a special type of subordinate clause which adds extra information to another noun or clause.
 - James, **who never does his homework**, is very lazy.
 - The extra clause tells us more about James.
 - All the chocolate pudding was gone by the time I got to lunch, **which really annoyed me**.
 - This refers to the whole previous clause about chocolate pudding.
- Relative pronoun – introduces a relative clause. They refer back to a noun or clause that we already know. They start with
 - Who
 - Which
 - Where
 - That
 - When

Bobby, **who** is a skater, fell on his knees

Year 6 Grammar Terms

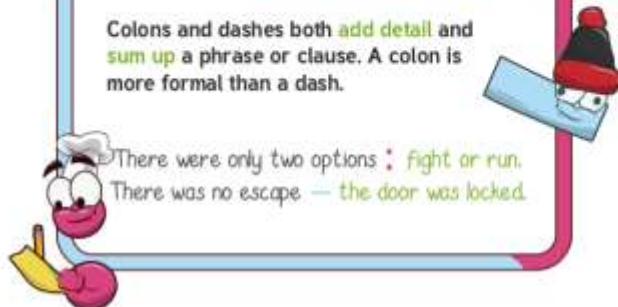
- Noun phrases are groups of words that work together and contain a noun.
e.g. “The girl”
- Expanded noun phrases give extra detail.
e.g. “The tall girl”
- Active voice
 - Zoe chased the elephant
 - I cooked the spaghetti.
- Passive voice
 - The elephant was chased by Zoe.
 - The Spaghetti was cooked by me.
 - Quick rule of thumb – if the verb is followed with the word ‘by’ it’s normally a passive sentence.

Y6

Expected Punctuation

Colons and dashes

Colons and dashes both **add detail** and **sum up** a phrase or clause. A colon is more formal than a dash.



There were only two options : fight or run.
There was no escape — the door was locked.

Exclamation marks

Exclamation marks mark the end of an exclamation.

Ouch! That hurts!
What big teeth you have!



Full stops

Full stops mark the end of a sentence.

I like shopping.
It is over there.



Semi-colons

Semi-colons link related **independent clauses**. They often replace **co-ordinating conjunctions**.

I ordered a drink and my friend asked for a burger.
I ordered a drink ; my friend asked for a burger.



Hyphens

Hyphens join words together to make them compound words.

right-handed

I am right-handed and
my friend is left-handed.



Apostrophes

Apostrophes are used for **omission** (missing out letters) or **possession** (showing belonging).

Would not wouldn't

The pencil belongs to Molly.
It is Molly's pencil.



Inverted commas

Inverted commas are used to punctuate **direct speech**.

"How lovely to see you!" exclaimed Mum.



Question marks

Question marks mark the end of a question.

Where is it?
What's the time?



Commas

Commas separate words in a list. These might be **adjectives** or a **list of objects**.

The old, bearded wizard.
I packed my books, pencil case and lunchbox.

Commas also separate an independent clause from a **subordinate clause**.

Although it was raining, we still went outside.
Since it is my birthday, we're going out.



Parentheses

Parentheses are used to add in **extra information**. Brackets, dashes and commas can be used.

The athletes — all 24 of them — were ready.
The athletes (all 24 of them) were ready.
The athletes, all 24 of them, were ready.



Spelling and Handwriting

- Weekly spelling homework and spelling tests.
- Children will be practicing varied spellings from the Years 3-6 across the week. Any incorrect will needed to be practiced in handwriting books.
- It is important for the children to be able to spell fluently for writing activities during lessons.
- Use the diagonal and horizontal strokes that are needed to join letters and increase the legibility, consistency and quality of their handwriting

fox

thought

shouted

Y3 Y4

Spelling List

You need to be able to confidently read and accurately spell these words. Let's get practising!

Aa

accident address
accidentally answer
actual appear
actually arrive
although

Bb

believe breathe
bicycle build
breath busy
business

Cc

calendar certain
caught circle
centre complete
century consider
continue

Dd

decide
describe
different
difficult
disappear

Ee

early enough
earth exercise
eight extreme
eighth experience
experiment

Ff

famous
favourite
February
forwards
fruit

Gg

grammar
group
guard
guide

Hh

heard
heart
height
history

Ii

imagine
increase
important
interest
island

Kk

knowledge

Ll

learn
length
library

Mm

material
medicine
mention
minute

Nn

natural
naughty
notice

Oo

occasion(ally)
often
opposite
ordinary

Pp

particular possible
peculiar potatoes
perhaps pressure
popular probably
position promise
possess(ion) purpose

Qq

quarter
question

Rr

recent
regular
reign
remember

Ss

sentence strange
separate strength
special suppose
straight surprise

Tt

therefore
though/although
thought
through

Vv

various

Ww

weight
woman/women



Y5 Y6

Spelling List

You need to be able to confidently read and accurately spell these words. Let's get practising!

Aa

accommodate ancient
accompany apparent
according appreciate
achieve attached
aggressive available
amateur average
awkward

Bb

bargain
bruise

Cc

category conscience
cemetery conscious
committee controversy
communicate convenience
community correspond
competition criticise
curiosity

Dd

definite
desperate
determined
develop
dictionary
disastrous

Ee

embarrass
environment
equip (-ped, -ment)
especially
exaggerate
excellent
existence
explanation

Ff

familiar
foreign
forty
frequently

Gg

government
guarantee

Hh

harass
hindrance

Ii

identity
immediate
immediately
individual
interfere
interrupt

Ll

language
leisure
lightning

Mm

marvellous
mischievous
muscle

Nn

necessary
neighbour
nuisance

Oo

occupy
occur
opportunity

Pp

parliament privilege
persuade profession
physical programme
prejudice pronunciation

Qq

queue

Rr

recognise
recommend
relevant
restaurant
rhyme
rhythm

Ss

sacrifice stomach
secretary sufficient
shoulder suggest
signature symbol
sincere(ly) system
soldier

Tt

temperature
thorough
twelfth

Vv

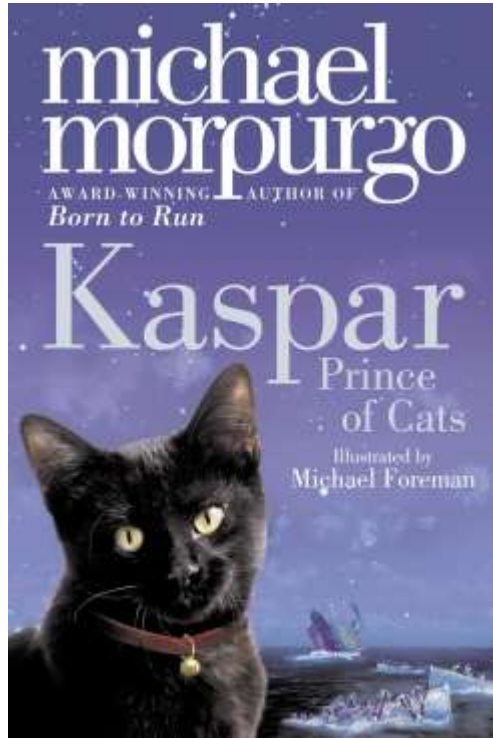
variety
vegetable
vehicle

Yy

yacht



Guided Reading



- We will be doing a combination of whole class reading a text and independent reading comprehensions.
- This term, we will be reading 'Kaspar: Prince of Cats' by Michael Morpurgo. If you have a copy, it would be useful to have it in school as it is beneficial for the children have their own copy.



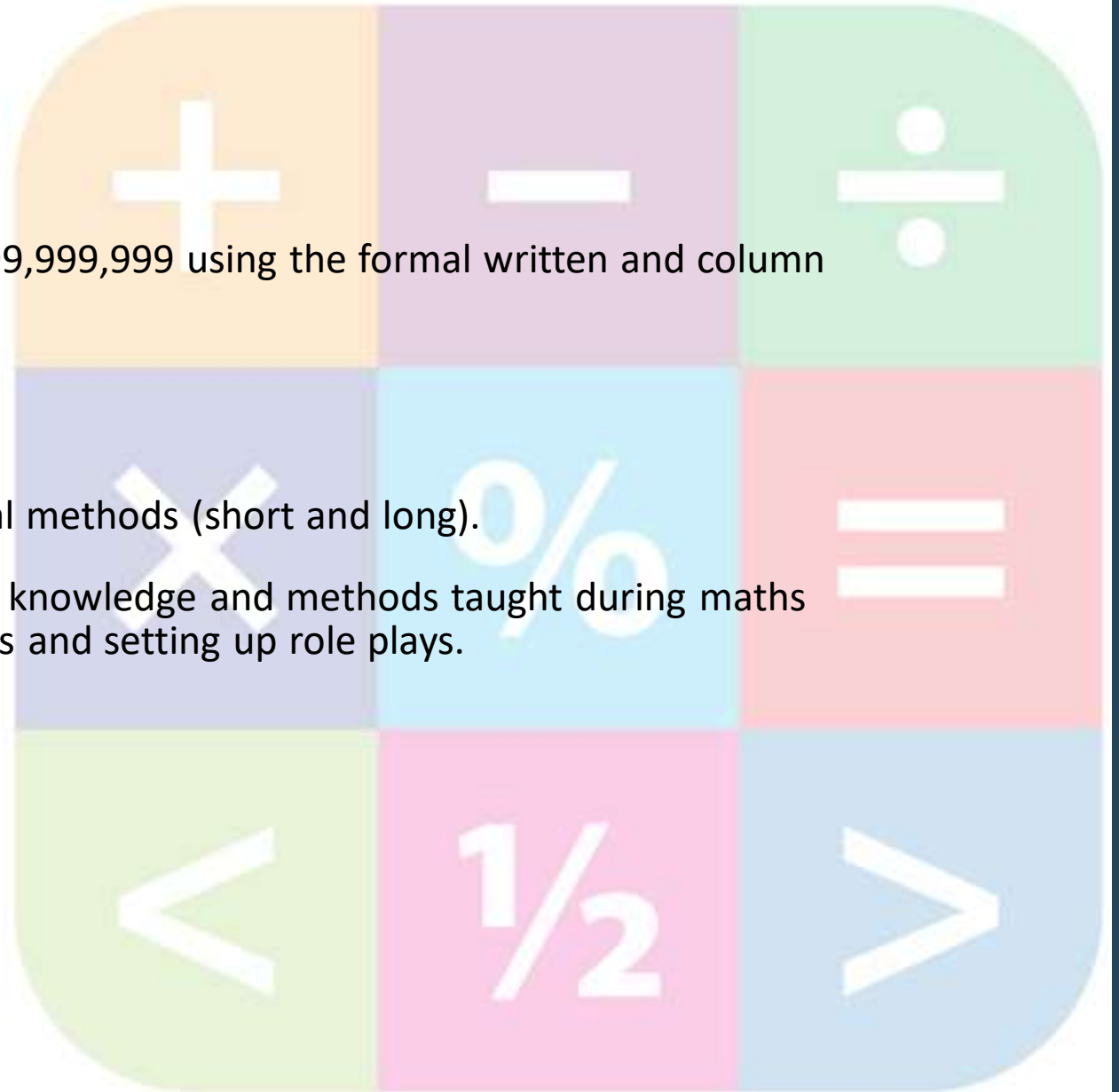
Reading

- At Nutfield Church School, we want our pupils to love reading!
- We recommended that the books chosen reflect their reading abilities. The children should be selecting a variety of chapter books, as good readers produce good writers.
- We encourage our pupils to read every school day, for 20 minutes, or more, and it should be recorded in their reading record.
- Now children are in Years 5 and 6 we will start to encourage children to write neatly in their own
- Some children will still read daily with an adult in class
- Daily Guided Reading sessions with a focus of Reading Comprehension.
- Revision Homework – Reading Comprehension.



Maths

- Place Value
- Adding and subtracting numbers up to 99,999,999 using the formal written and column methods.
- Times tables – ALL Times Tables
 - Continue to practise at home.
- Multiplying and dividing using the formal methods (short and long).
- We will also be focusing on applying the knowledge and methods taught during maths lessons, using word problems, challenges and setting up role plays.
- Fractions, decimals and percentages
- Shape
- Statistics
- Measure
- Algebra

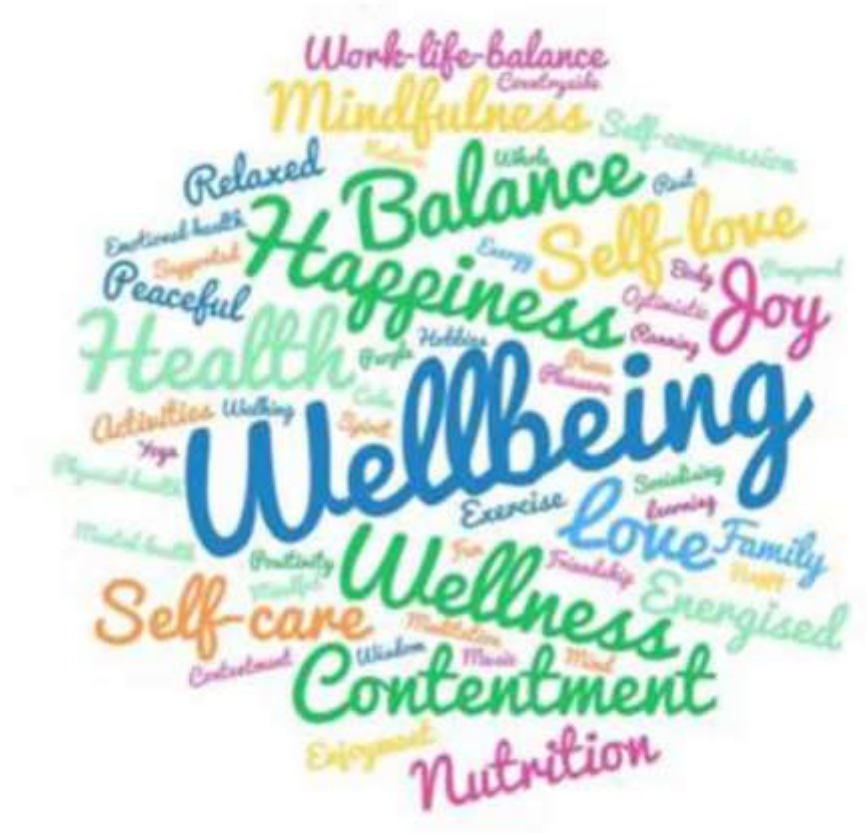


RE

- This half term the children will be learning about Christianity and how key messages are spread.
- Other topics include:
 - Understanding how people of different faiths serve God and bring freedom and justice to others
 - How Muslims show commitment to allah
 - The Bible
 - The contemporary Anglican Church.



- We encourage our children to listen and respond with thoughtfulness and respect.
- Philosophy for Children (P4C)
- P.S.H.E



Emotional Literacy Programme - NCPS

• 1. Morning Check-ins:

- Children will begin each morning and afternoon with a brief check-in where students can share how they are feeling using the visual aid of a feelings thermometer.

• 2. Emotion Vocabulary Building:

- Teachers will introduce new emotion words each week and discuss their meanings and expressions.

• 3. Mindfulness Activities:

- Every morning and afternoon, there will be a short mindfulness exercise like deep breathing or guided imagery to help children manage stress and anxiety.

• 4. Calming Down Strategies:

- Children will be taught specific techniques for calming down when they are feeling overwhelmed, such as counting to ten or taking a break, and each class will have a calm corner or a safe space.
- Each class has a visual timetable and the children are encouraged to take ownership of this so that daily routines are embedded.



PE

- Children are to come into school in their P.E Kit on their allocated P.E day.
- Year 6's P.E day will be every Monday.
- If your child is unable to access a P.E lesson due to injury or illness, please write a note to let us know.
- Children will be required to remove earrings during P.E.



PE Kit


- Yellow PE top
- Navy/blue shorts
- Navy/blue tracksuit bottoms - important for the winter months
- Navy/blue jumper - important for the winter months
- Trainers
- Spare socks – girls will not be allowed to do PE in their tights
- Earrings – **No** earrings to do P.E
- Long hair tied back
- If your child is selected to go on a tournament they will be asked to wear the new Nutfield Sports Kit.
- This must be washed and returned as soon as possible to ensure the next children have a chance of wearing it.
- On wetter days a coat can be worn for P.E.

Science, Computing and D&T

- Computing will include working on Purple Mash and Microsoft programs to publish Science work.
- During computing we will also be looking at Online Safety.

In Science this term, we are focusing on living things and classification. Other topics for across the academic year include:

- Evolution
- Animals including Humans
- Light
- Electricity



- In DT, children will be developing their skill in a range of cooking techniques.

History and Geography

History

Autumn 1	Spring 1	Summer 1
The Vikings	The Battle of Britain	Early Islamic civilisation

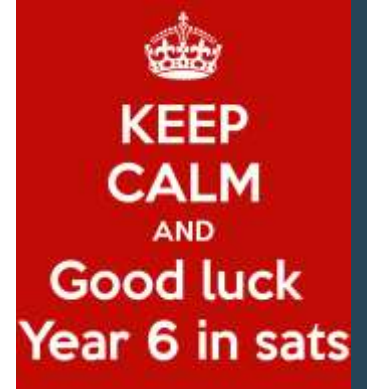
Geography

Autumn 2	Spring 2	Summer 2
Our Challenging world?	How on Earth? Our world from the International Space Station	How do we impact on our landscape?

Expressive Arts

- Art and Design will be taught every week.
 - This term our focus is Painting
 - Colour matching.
 - Discuss colour likes and dislikes. Colour to convey mood.
 - Warm/ cold colours, dark/ light. joy/
- Music this term will focus on learning the song 'I'll be there' and learning about Jazz.
- In French, we will be focusing on language used in the classroom and about France.

SATs – W/C 11th May 2026



The 2026 Key Stage 2 SATs will take place in the week commencing **11th May 2026**.

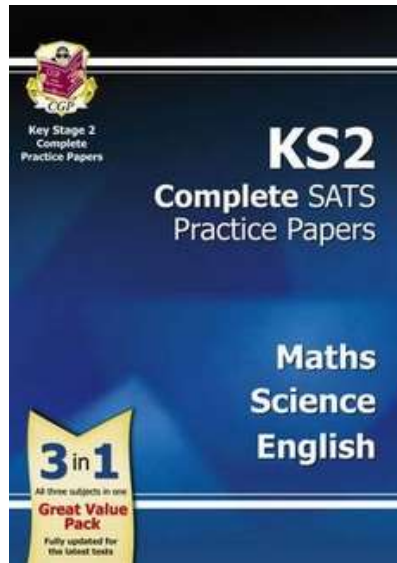
The tests will take place over **four days**.

Children will complete practise SAT's tests over the year for assessment purposes and revision.

The children's groups may be changed regularly to ensure that any gaps in knowledge or understanding are filled and the children can achieve all the Year 6 objectives.



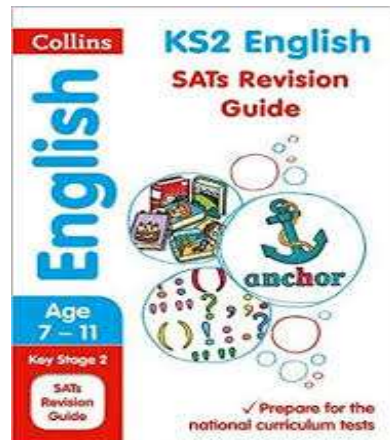
Revision at home



- If you choose to do practice SATs tests, please choose tests before 2010 and children should not use a calculator in either of the maths paper.

Key things to practice:

- Times tables
- Spellings (weekly spellings and statutory Year 5/Year 6 list)
- Reading comprehension
- Maths methods





Stationary

- Children will need:

- Pencil
- A Blue Berol Pen
- Rubber
- Ruler
- Sharpener
- Glue stick
- Scissors
- Colouring Pencils

All of this should be in a clear pencil case.

*Please NO toys, fidget toys, games or blue tac unless pre-arranged with the school

Last few notices


Homework

Homework will be:

- Spellings – Purple Mash. These will be tested on Fridays.
- Multiplication practice - TTRS
- Reading for a minimum of 20 minutes a night.
- Revision: Maths, Grammar, Reading comprehension

Snacks and Water bottles

- Please include a healthy snack for the children in their school bags.
- All children will need a named water bottle. These are kept on the side during lesson times.



Uniform

- Blue Nutfield Church jumper/cardigan
- Nutfield Church Fleece
- Yellow Nutfield Church polo shirt
- Grey pinafore, skirt or trousers
- Blue summer dress
- Grey socks
- Black shoes
- Hair bands and clips must be blue or navy
- **No jewelry - one pair of studs is acceptable.**



Attendance/Absence

- If your child is unwell, telephone the Office to let us know if your child is unwell and will not be attending school.
- Please let us know when your child may be visiting secondary schools.
- SATs week is timetabled from **Monday 11th May to Thursday 14th May 2026**. Please do not take holiday during this week.


Pick up and Drop off

- Any information can be send either through a note with your child OR email the office.
- Please let us know who is picking up your child if it is not you.
- If there is a long-standing arrangement, please let the office know through sending an email.
- Children in Year 6 can walk home on their own, at the parent's discretion. We will need written permission from you.




Walking Home Alone

- We need written permission for any child to walk home; an email or a letter.
- We can **only** let children with parental permission walk home alone.
- Children **will not** be allowed to walk home with friends if they do not have permission.



Mobile Phones

- Mobile phones should only be brought to school by children that walk to/from school by themselves.
- Every morning, phones are collected in a box and the box is locked away. They will not be allowed access to this during the school day.
- At the end of the school day the phones are returned to their owners.
- Phones MUST NOT be used on the playgrounds in the mornings before school or after school.
- No other tech is permitted to be brought into school. This includes:
 - Smart Watches with cameras
 - Cameras
 - iPads
 - iPods



Online Safety at Nutfield Church Primary

- At Nutfield Church School, we teach children in all classes how to stay safe in the online world, through regular Internet Safety lessons, using a mixture of videos and activities, aimed at their different ages and experiences.
- As staying safe online straddles school and home, we encourage parent, family and wider school community involvement in our efforts to inform children about the digital world.
- Please see our website for more information.
<https://nutfieldchurchprimary.co.uk/online-safety/>

E-Safety KS2

If you are concerned or worried about online safety, do come and see me!

DOs

- Talk to your child regularly about what they do online and on their phone. Who are they talking to and what about?
- Keep your computer/tablet in an area of the house that is easy to supervise i.e. where you will walk past every now and again.
- Reinforce the message of not talking to strangers, giving out any personal details and sending inappropriate words or images.
- Subscribe to your internet service provider's filter system.
- Build this relationship/practice now while it is relatively easy in preparation for when your child is a teenager!

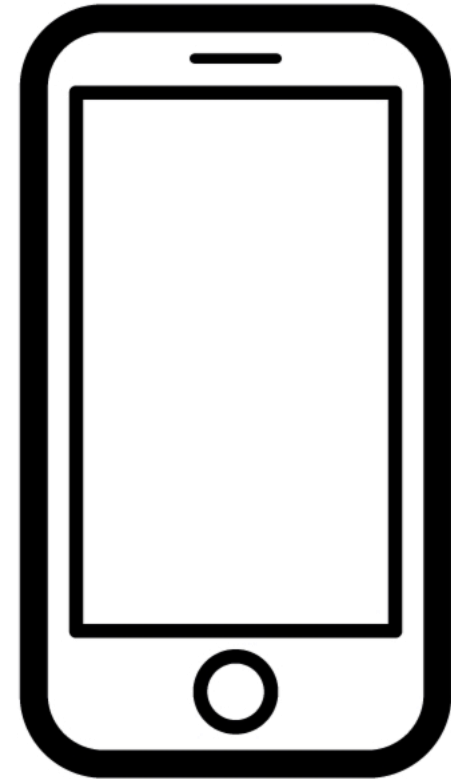
DON'Ts

- Take an "it will never happen to us" attitude
- Allow your child to join social media sites where they are under the age limit (age limits exist for a reason!)



Contact

- Please do contact me if you have any questions either through the office, by note with the children or at the gate in the morning.
- Do keep up-to-date with school newsletters and the Homework letters for information regarding changes in the school day.



High Ashurst Outdoor Learning Centre and Thames Young Mariners

Year 6 Residential 2025



Monday 15th September to
Friday 19th September 2025

Staff

- Miss Best
- Mrs Cordey
- Mrs Fine
- Mrs Ross

Residential Reminders

- The coach will leave the school at 8am on Monday 15th September. Please be here at 7.30am.
- Travel sickness medication – please give to your child before and supply some for the journeys to and from Thames Mariners. (Give this to a member of staff on the day of departure).
- ANY medication (including eczema creams) must be given to a member of staff in the morning, in a named bag and box. Add any instructions too.
- Children will leave after lunch and will be dismissed as usual at 3.15pm on 19th September.
- Pack a suitcase/bag with wheels.

Clothing – High Ashurst

- For High Ashurst, the children need enough clothes for 3 days and 2 nights. Extras are highly recommended.
- T-shirts
- Sweatshirts/fleeces
- Trousers/Leggings/Tracksuit bottoms/shorts (not jeans)
- Waterproof coat
- Clothing to wear in the Centre
- Hat and gloves/sun cream and sun hat (weather dependent)
- Pyjamas
- Plenty of spare underwear and socks
- 2 pairs of old trainers (one to get wet)
- **Please name all clothing.**



Clothing - Thames Young Mariners

For The Thames Mariners, the children need enough clothes for 2 days and 2 nights **and** 3 sets of clothes they can get wet.

Children should wear a short sleeve top and shorts under their wetsuits. So 3xshort sleeve tops and shorts.

- T-shirts
- Sweatshirts/fleeces
- Trousers/Leggings/shorts (not jeans)
- Hat and gloves/sun cream and sun hat (weather dependent)
- Warm coat (weather dependent)
- Plenty of spare underwear – it will get wet

- Please name all clothing.




Essentials

- Sleeping bag, roll mat and pillow for Wednesday and Thursday nights.
- Wash bag (soap & toothbrush etc.)
- 2 Large towels
- Hairbrush
- Torch & batteries – the campsite is dark
- Plastic bottle for drinks
- Sunscreen (Hot weather)



- Small Bag/Rucksack
- **Plastic bags / bin liners (for wet and dirty items)**
- Please ensure any medication is given to us with instructions on that are to be handed to a teacher on the day we leave
- No mobile phones, electronic devices or food items.
- You can bring a cuddly toy or a book. These are however at your own risk.

Contact



- Teachers will check in with the school each day.
- A daily Parent Mail will notify parents and carers that all is well.
- Children **must not** have a mobile phone with them.
- Contact from parents and carers during the residential should only be in an emergency. Please do this via the school office during the school day.

Further Information

<https://www.surreyoutdoorlearning.uk/facilities/high-ashurst>

<https://www.surreyoutdoorlearning.uk/facilities/thames-young-mariners>

Any questions?

